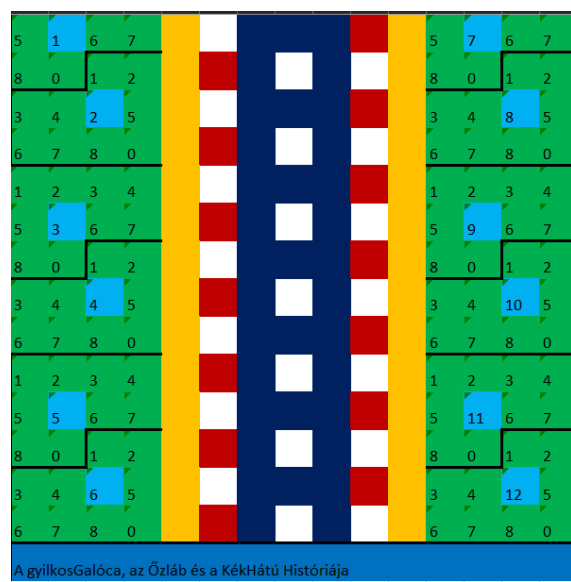
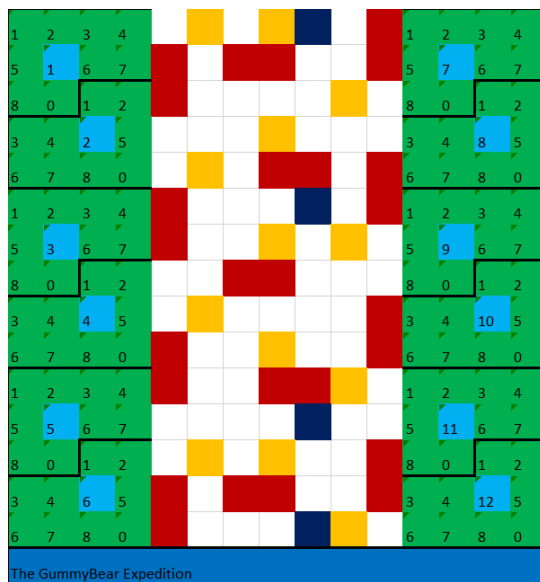
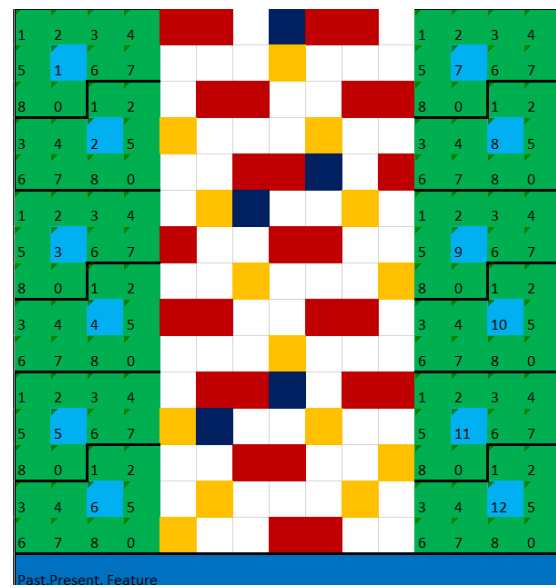
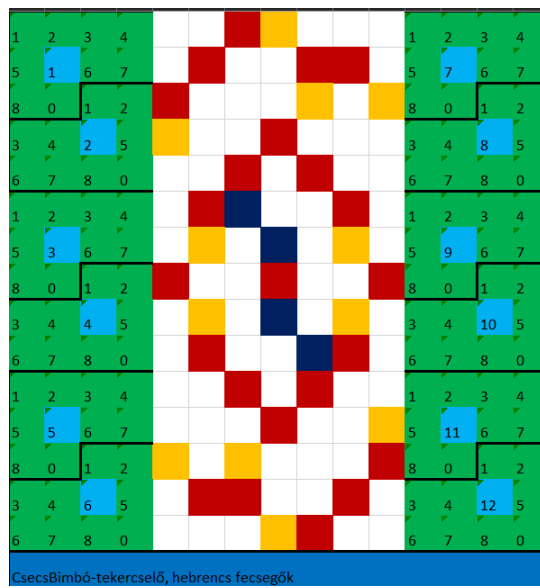


## Templates and the map palette

Figure 1 displays a 4x3 grid of attention maps for different models and pieces. The grid is organized as follows:

- Row 1:** ToTatoMiMi-Waltzer-No1. D-Mol (Amplified Attention), Opposum Sonata (Amplified Attention), Csárdás-Bivaly Táncok Nvtány (Amplified Attention).
- Row 2:** Csárdás-Bivaly Táncok Nvtány (Amplified Attention), Opposum Sonata (Amplified Attention), Csárdás-Bivaly Táncok Nvtány (Amplified Attention).
- Row 3:** Csárdás-Bivaly Táncok Nvtány (Amplified Attention), Opposum Sonata (Amplified Attention), Csárdás-Bivaly Táncok Nvtány (Amplified Attention).
- Row 4:** Csárdás-Bivaly Táncok Nvtány (Amplified Attention), Opposum Sonata (Amplified Attention), Csárdás-Bivaly Táncok Nvtány (Amplified Attention).

Each plot shows a 6x4 grid of attention weights. The plots are color-coded: green (low attention), yellow (medium attention), and red (high attention). The plots are arranged in a 4x3 grid.



The Map palette

